



Procuraduría General de la República



Informe estadístico del mes Junio 2023



Quien suscribe, **Manuel Antonio Acosta Polanco**, en condición y calidad de Encargado de la División de Estadísticas de la Dirección General de Servicios Penitenciarios Y Correccionales de la Procuraduría General de la República, por medio de la presente tengo a bien certificar que la información que se remite para fines de colocar en el Portal de Transparencia de la página web de la Procuraduría General de La República, correspondiente a los datos estadísticos de los Centros Correccionales del día 30 de junio de 2023.

Lic. Manuel. Ant. Acosta Polanco

Encargado de la División de Estadística de la Dirección General de Servicios Penitenciarios y Correccionales (DGSPC)

Lucia Liranzo

Analista de datos estadísticos

Saturnina Laureano

Soporte Técnico

Tabla de Contenido

Objetivos.

| | |
|---|-----------|
| 1. Objetivo General: | Pag. 1 |
| 2. Objetivos Específicos: | Pag. 1 |
| 3. Población de los Privados de Libertad por Región | Pag. 2 |
| 5. Grafica segregación Por género | Pag. 3 |
| 6. Relación de los Privados de Libertad por sexo y las condiciones jurídicas | Pag. 4 |
| 7. Graficas por sexos y las condiciones jurídicas | Pag. 5 |
| 8. Las Nacionalidades de mayor relevancia en los Centros Correccionales | Pag.6,7 |
| 9. Graficas de los extranjeros por Centros, y su condición jurídica | Pag. 8 |
| 10. Movimientos de entradas, salidas, traslados, salidas médicas y salidas a los tribunales | Pag.9,10 |
| 11. Tasa de hacinamientos y espacios disponibles de los diferentes Centros | Pag.11,12 |
| 12. Datos de los CAPLIP | Pag. 13 |
| 13. Datos DINAIA | Pag. 14 |
| 14. Audiencias ejecutadas | Pag.15,16 |
| 15. Mapa estadístico | Pag.17 |





Objetivos.

Objetivo General:

- Plasmar las estadísticas generales que se generan diariamente en los Centros Correccionales.

Objetivos Específicos:

- Analizar los datos estadísticos de los privados de libertad.
- Crear los formularios de captación estadísticas, que nos permitan realizar las comparaciones de los datos.
- Realizar las gráficas que muestren los resultados de las operaciones estadísticas.

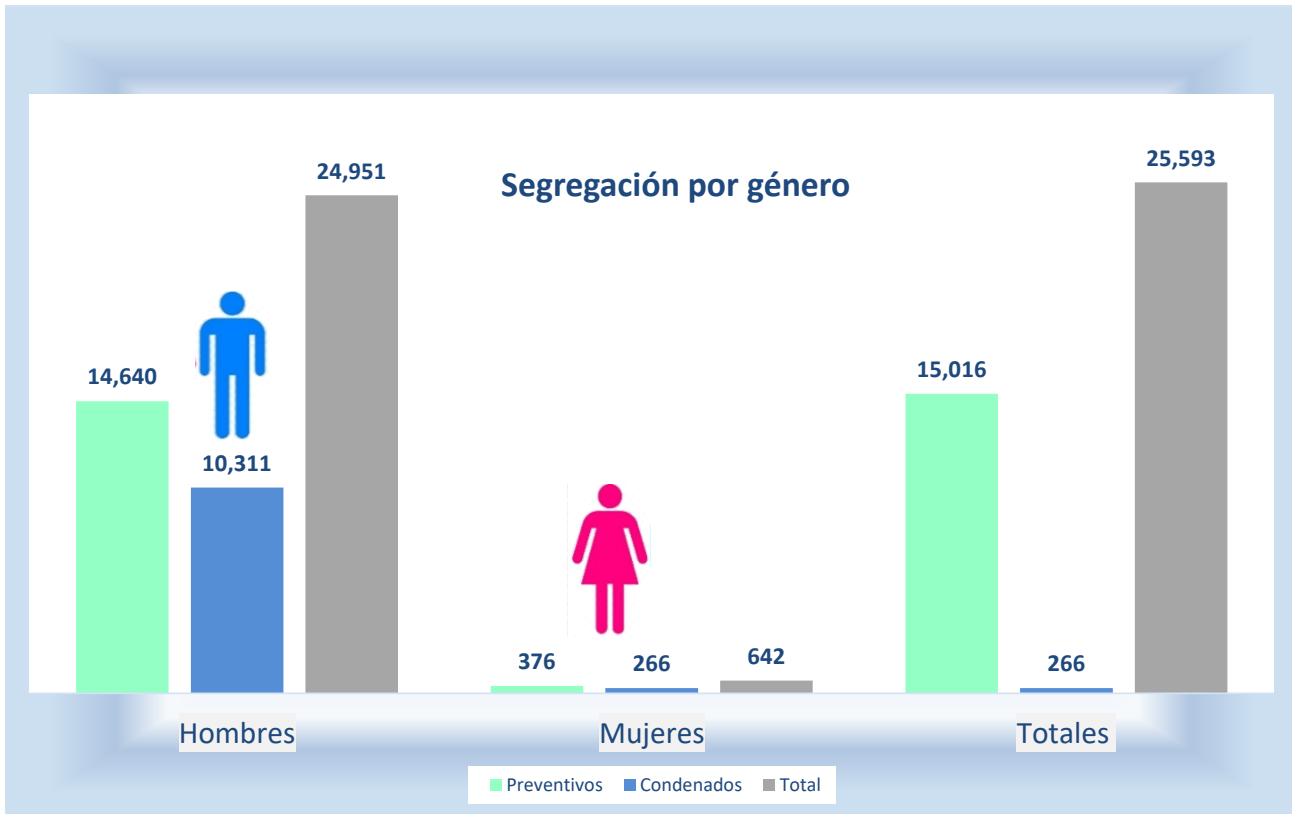
Segregación por centros del total de las Personas Privadas de Libertad por regiones

| REGION DEL OZAMA | 7,734 | |
|---|-------|-------|
| | C | P |
| CPL- La Victoria | 3,615 | 3,830 |
| CPL- Operaciones Especiales | 38 | 80 |
| CCRA-3 Harás Nacionales | 52 | 1 |
| CCRAM-19 Adultos Mayores | 69 | 18 |
| CCRM-21 Para Militares | 19 | 12 |
| REGION HIGUAMO | 1,297 | |
| CCR-9 Monte Plata | 224 | 156 |
| CCR-11 San Pedro de Macorís | 233 | 684 |
| REGION DEL YUMA | 2,453 | |
| CCR-15 Cucama la Romana | 95 | 481 |
| CPL- Higüey Mujeres | 27 | 54 |
| CPL- El Seibó | 220 | 712 |
| CCR-14 Anamuya Higüey | 300 | 564 |
| REGION VALDESIA | 4,505 | |
| CCR-17 Najayo Hombres | 652 | 1,306 |
| CCR-2 Najayo Mujeres | 99 | 225 |
| CCR-20 Najayo San Cristóbal | 153 | 593 |
| CPL- Bani Hombres | 489 | 278 |
| CCR-13 Bani Mujeres | 26 | 25 |
| CPL-19 De marzo | 75 | 188 |
| CPL-KM. 15 de Azua | 291 | 85 |
| CCRA-18 Sabana Toro | 20 | 0 |
| REGION EL VALLE | 731 | |
| CPL- San Juan de la M. | 300 | 311 |
| CCR-6 Elías Piña | 60 | 60 |
| REGION ENRIQUILLO | 1,023 | |
| CPL- Barahona | 186 | 442 |
| CPL- Neyba | 178 | 130 |
| CPL- Pedernales | 33 | 54 |
| Total general de la población PPLs | | |
| 25,593 | | |

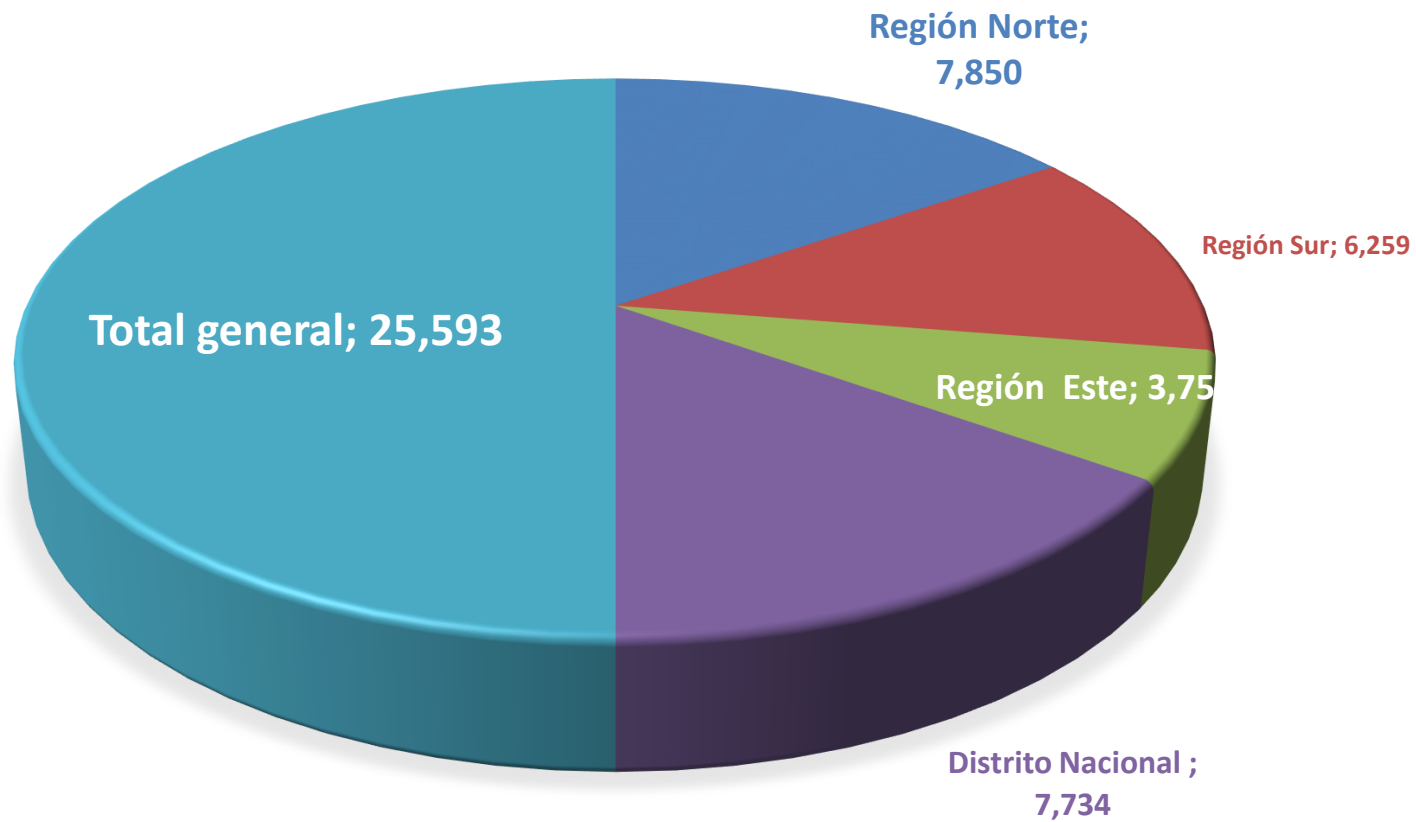
| REGION CIBAO NORTE | 2,344 | |
|---|--------|-------|
| | C | P |
| CCR-8 RAFEY HOMBRES | 350 | 559 |
| CCR-5 Rafey Mujeres | 29 | 40 |
| CCR-01 Puerto Plata | 253 | 336 |
| CCR-12 LA Isleta Moca | 234 | 522 |
| CCCA-22 Licey al Medio | 21 | 0 |
| REGION CIBAO SUR | 3,030 | |
| CCR-16 El Pinito la Vega | 288 | 223 |
| CPL-Concepción de la Vega | 342 | 1,415 |
| CPL-Cotui | 215 | 547 |
| REGION CIBAO NORDESTE | 1,631 | |
| CPL- Salcedo (Hombres) | 75 | 65 |
| CPL- Salcedo (Mujeres) | 7 | 7 |
| CCR-10 Vista Valle | 347 | 172 |
| CPL-Deptal. San Francisco M. | 225 | 179 |
| CPL-Nagua (Hombres) | 149 | 151 |
| CPL- Nagua (Mujeres) | 8 | 9 |
| CPL- Samana (Hombres) | 126 | 95 |
| CPL- Samana (Mujeres) | 15 | 1 |
| REGION CIBAO NOROESTE | 845 | |
| CPL- Montecristi (Hombres) | 110 | 120 |
| CPL- Montecristi (Mujeres) | 14 | 15 |
| CCR-4 Dajabón | 88 | 80 |
| CPL - Santiago Rodríguez | 67 | 63 |
| CCR-7 Valverde Mao | 160 | 128 |
| Segregación dominicanos /extranjeros | | |
| DOMINICANOS | 23,804 | |
| EXTRANJEROS | 1,789 | |



| SISTEMA PENITENCIARIO (RESUMEN) | | | | | |
|---------------------------------|----------|--|--------|--------|-------------------|
| TIPO DE CENTROS | CANTIDAD | TOTAL DE PRIVADOS DE LIBERTAD EN LOS CENTROS | 25,593 | 26,288 | Población General |
| FEMENINOS | 6 | | | | |
| MASCULINOS | 31 | | | | |
| MIXTOS | 4 | TOTAL DE PPLs EN LOS CAPLIP | 377 | | |
| MASCULINOS | 5 | TOTAL DE MENORES EN LOS CENTROS DE DINAIA | 318 | | |
| FEMENINOS | 1 | | | | |



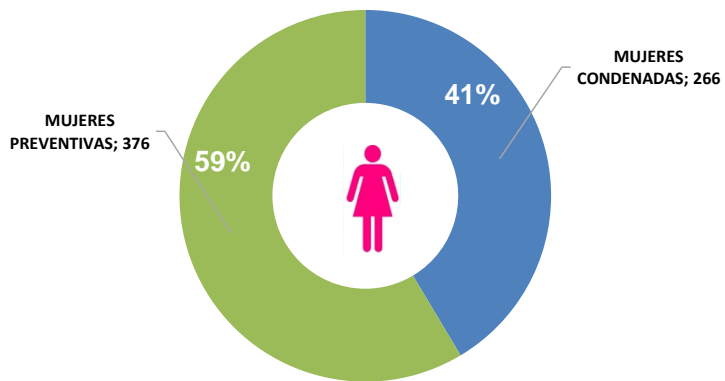
DATOS DE LOS PRIVADOS DE LIBERTAD POR REGIONES



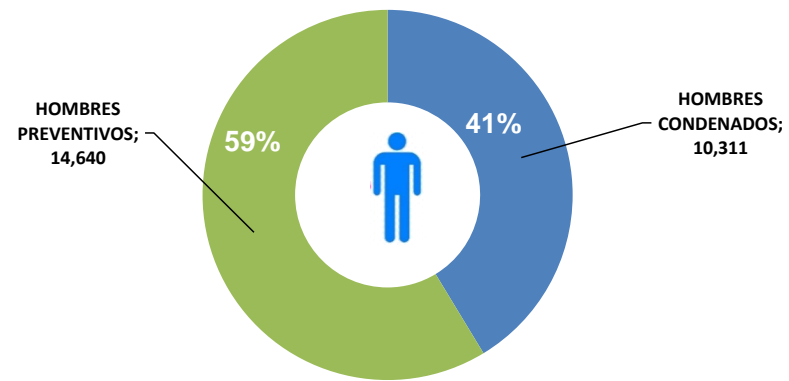
RELACION DE LOS PRIVADOS DE LIBERTAD POR SEXOS Y CONDICION JURIDICA

| CENTROS CORRECCIONALES | TOTAL INTERNOS | % | GENERO | | | | Condenados y Preventivos General | | MUJERES | | | | HOMBRES | | | |
|--|----------------|---------------|---------------|--------------|------------|-------------|----------------------------------|--------------|------------|------------|-------------|------------|---------------|------------|---------------|------------|
| | | | Hombres | % | Mujeres | % | C | P | CONDENADAS | % | PREVENTIVAS | % | CONDENADOS | % | PREVENTIVOS | % |
| | | | | | | | | | | | | | | | | |
| LA VICTORIA | 7,445 | 29.1% | 7445 | 100.0% | 0 | 0.0% | 3615 | 3830 | 0 | 0.0% | 0 | 0.0% | 3615 | 48.6% | 3830 | 51.4% |
| OPER ESPECIALES | 118 | 0.5% | 118 | 100.0% | 0 | 0.0% | 38 | 80 | 0 | 0.0% | 0 | 0.0% | 38 | 32.2% | 80 | 67.8% |
| KM 15 DE AZUA | 376 | 1.5% | 376 | 100.0% | 0 | 0.0% | 291 | 85 | 0 | 0.0% | 0 | 0.0% | 291 | 77.4% | 85 | 22.6% |
| SAN JUAN | 611 | 2.4% | 611 | 100.0% | 0 | 0.0% | 300 | 311 | 0 | 0.0% | 0 | 0.0% | 300 | 49.1% | 311 | 50.9% |
| BANI | 767 | 3.0% | 767 | 100.0% | 0 | 0.0% | 489 | 278 | 0 | 0.0% | 0 | 0.0% | 489 | 63.8% | 278 | 36.2% |
| 19 DE MARZO AZUA | 263 | 1.0% | 263 | 100.0% | 0 | 0.0% | 75 | 188 | 0 | 0.0% | 0 | 0.0% | 75 | 28.5% | 188 | 71.5% |
| BARAHONA | 628 | 2.5% | 628 | 100.0% | 0 | 0.0% | 186 | 442 | 0 | 0.0% | 0 | 0.0% | 186 | 29.6% | 442 | 70.4% |
| NEYBA | 308 | 1.2% | 308 | 100.0% | 0 | 0.0% | 178 | 130 | 0 | 0.0% | 0 | 0.0% | 178 | 57.8% | 130 | 42.2% |
| PEDERNALES | 87 | 0.3% | 87 | 100.0% | 0 | 0.0% | 33 | 54 | 0 | 0.0% | 0 | 0.0% | 33 | 37.9% | 54 | 62.1% |
| LA VEGA | 1,757 | 6.9% | 1757 | 100.0% | 0 | 0.0% | 342 | 1415 | 0 | 0.0% | 0 | 0.0% | 342 | 19.5% | 1415 | 80.5% |
| COTUI | 762 | 3.0% | 762 | 100.0% | 0 | 0.0% | 215 | 547 | 0 | 0.0% | 0 | 0.0% | 215 | 28.2% | 547 | 71.8% |
| SALCEDO | 154 | 0.6% | 140 | 90.9% | 14 | 9.1% | 82 | 72 | 7 | 50.0% | 7 | 50.0% | 75 | 53.6% | 65 | 46.4% |
| DEPTAL SAN FCO. MACORIS | 404 | 1.6% | 404 | 100.0% | 0 | 0.0% | 225 | 179 | 0 | 0.0% | 0 | 0.0% | 225 | 55.7% | 179 | 44.3% |
| MONTECRISTI | 259 | 1.0% | 230 | 88.8% | 29 | 11.2% | 124 | 135 | 14 | 48.3% | 15 | 51.7% | 110 | 47.8% | 120 | 52.2% |
| SANTIAGO RODRIGUEZ | 130 | 0.5% | 130 | 100.0% | 0 | 0.0% | 67 | 63 | 0 | 0.0% | 0 | 0.0% | 67 | 51.5% | 63 | 48.5% |
| SAMANA | 237 | 0.9% | 221 | 93.2% | 16 | 6.8% | 141 | 96 | 15 | 93.8% | 1 | 6.3% | 126 | 57.0% | 95 | 43.0% |
| NAGUA | 317 | 1.2% | 300 | 94.6% | 17 | 5.4% | 157 | 160 | 8 | 47.1% | 9 | 52.9% | 149 | 49.7% | 151 | 50.3% |
| HIGUEY MUJERES | 81 | 0.3% | 0 | 0.0% | 81 | 100.0% | 27 | 54 | 27 | 33.3% | 54 | 66.7% | 0 | 0.0% | 0 | 0.0% |
| EL SEYBO | 932 | 3.6% | 932 | 100.0% | 0 | 0.0% | 220 | 712 | 0 | 0.0% | 0 | 0.0% | 220 | 23.6% | 712 | 76.4% |
| CCR-1 SAN FELIPE PUERTO PLATA | 589 | 2.3% | 589 | 100.0% | 0 | 0.0% | 253 | 336 | 0 | 0.0% | 0 | 0.0% | 253 | 43.0% | 336 | 57.0% |
| CCR-2 NAJAYO MUJERES | 324 | 1.3% | 0 | 0.0% | 324 | 100.0% | 99 | 225 | 99 | 30.6% | 225 | 69.4% | 0 | 0.0% | 0 | 0.0% |
| CCR-3 HARÁS NACIONALES | 53 | 0.2% | 53 | 100.0% | 0 | 0.0% | 52 | 1 | 0 | 0.0% | 0 | 0.0% | 52 | 98.1% | 1 | 1.9% |
| CCR-4 DAJABÓN | 168 | 0.7% | 168 | 100.0% | 0 | 0.0% | 88 | 80 | 0 | 0.0% | 0 | 0.0% | 88 | 52.4% | 80 | 47.6% |
| CCR-5 RAFFEY MUJERES | 69 | 0.3% | 0 | 0.0% | 69 | 100.0% | 29 | 40 | 29 | 42.0% | 40 | 58.0% | 0 | 0.0% | 0 | 0.0% |
| CCR-6 ELÍAS PIÑA | 120 | 0.5% | 120 | 100.0% | 0 | 0.0% | 60 | 60 | 0 | 0.0% | 0 | 0.0% | 60 | 50.0% | 60 | 50.0% |
| CCR-7 VALVERDE MAO | 288 | 1.1% | 288 | 100.0% | 0 | 0.0% | 160 | 128 | 0 | 0.0% | 0 | 0.0% | 160 | 55.6% | 128 | 44.4% |
| CCR-8 RAFFEY HOMBRES | 909 | 3.6% | 909 | 100.0% | 0 | 0.0% | 350 | 559 | 0 | 0.0% | 0 | 0.0% | 350 | 38.5% | 559 | 61.5% |
| CCR-9 MONTE PLATA | 380 | 1.5% | 380 | 100.0% | 0 | 0.0% | 224 | 156 | 0 | 0.0% | 0 | 0.0% | 224 | 58.9% | 156 | 41.1% |
| CCR-10 VISTA AL VALLE | 519 | 2.0% | 519 | 100.0% | 0 | 0.0% | 347 | 172 | 0 | 0.0% | 0 | 0.0% | 347 | 66.9% | 172 | 33.1% |
| CCR-11 SAN PEDRO DE MACORÍS | 917 | 3.6% | 917 | 100.0% | 0 | 0.0% | 233 | 684 | 0 | 0.0% | 0 | 0.0% | 233 | 25.4% | 684 | 74.6% |
| CCR-12 LA ISLETA MOCA | 756 | 3.0% | 756 | 100.0% | 0 | 0.0% | 234 | 522 | 0 | 0.0% | 0 | 0.0% | 234 | 31.0% | 522 | 69.0% |
| CCR-13 BANI MUJERES | 51 | 0.2% | 0 | 0.0% | 51 | 100.0% | 26 | 25 | 26 | 51.0% | 25 | 49.0% | 0 | 0.0% | 0 | 0.0% |
| CCR-14 ANAMUYA, HIGUEY | 864 | 3.4% | 864 | 100.0% | 0 | 0.0% | 300 | 564 | 0 | 0.0% | 0 | 0.0% | 300 | 34.7% | 564 | 65.3% |
| CCR-15 CUCAMA, LA ROMANA | 576 | 2.3% | 576 | 100.0% | 0 | 0.0% | 95 | 481 | 0 | 0.0% | 0 | 0.0% | 95 | 16.5% | 481 | 83.5% |
| CCR-16 EL PINITO, LA VEGA | 511 | 2.0% | 511 | 100.0% | 0 | 0.0% | 288 | 223 | 0 | 0.0% | 0 | 0.0% | 288 | 56.4% | 223 | 43.6% |
| CCR-17 NAJAYO HOMBRES | 1,958 | 7.7% | 1958 | 100.0% | 0 | 0.0% | 652 | 1306 | 0 | 0.0% | 0 | 0.0% | 652 | 33.3% | 1306 | 66.7% |
| CCR-18 SABANA TORO | 20 | 0.1% | 0 | 0.0% | 20 | 100.0% | 20 | 0 | 20 | 100.0% | 0 | 0.0% | 0 | 0.0% | 0 | 0.0% |
| CCRAM-19 ADULTOS MAYORES | 87 | 0.3% | 87 | 100.0% | 0 | 0.0% | 69 | 18 | 0 | 0.0% | 0 | 0.0% | 69 | 79.3% | 18 | 20.7% |
| CCR-20 SAN CRISTÓBAL | 746 | 2.9% | 746 | 100.0% | 0 | 0.0% | 153 | 593 | 0 | 0.0% | 0 | 0.0% | 153 | 20.5% | 593 | 79.5% |
| CCRM-21 PARA MILITARES | 31 | 0.1% | 31 | 100.0% | 0 | 0.0% | 19 | 12 | 0 | 0.0% | 0 | 0.0% | 19 | 61.3% | 12 | 38.7% |
| CCRA-22 LICEY AL MEDIO | 21 | 0.1% | 0 | 0.0% | 21 | 100.0% | 21 | 0 | 21 | 100.0% | 0 | 0.0% | 0 | 0.0% | 0 | 0.0% |
| Total general de los Privados de Libertad | 25,593 | 100.0% | 24,951 | 97.5% | 642 | 2.5% | 10577 | 15016 | 266 | 41% | 376 | 59% | 10,311 | 41% | 14,640 | 59% |

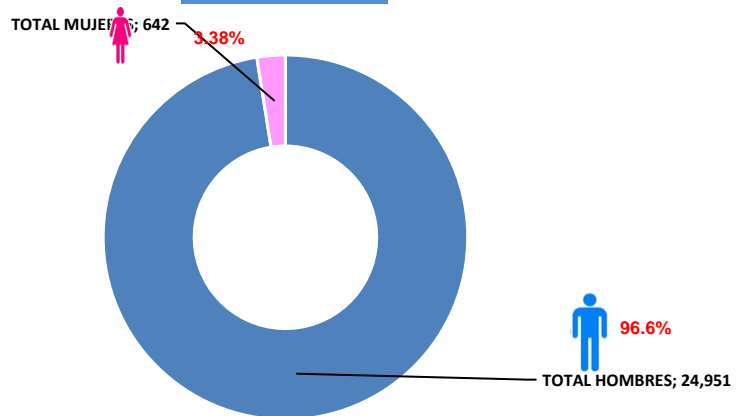
FEMENINAS POR CONDICION JURIDICA



MASCULINOS POR CONDICION JURIDICA

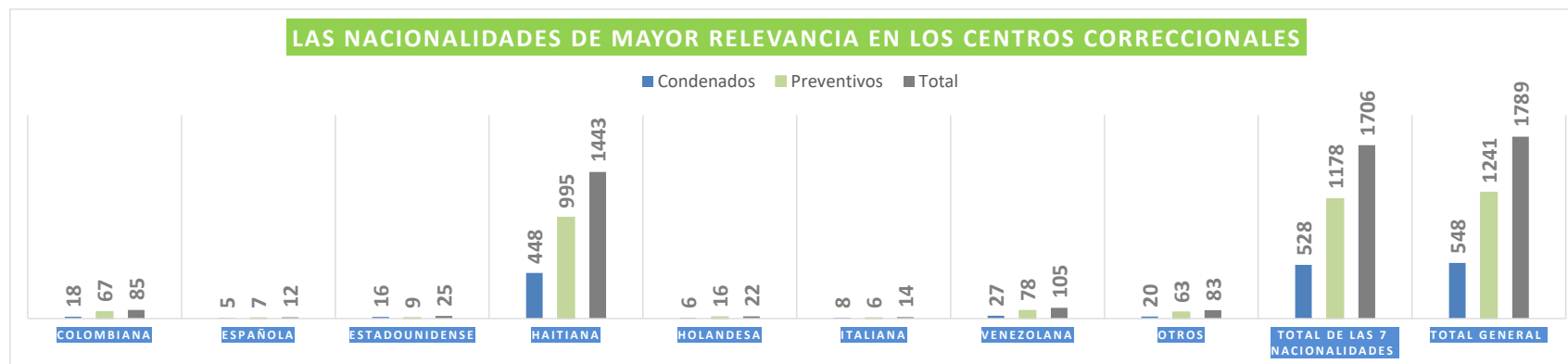


TOTAL POR SEXO

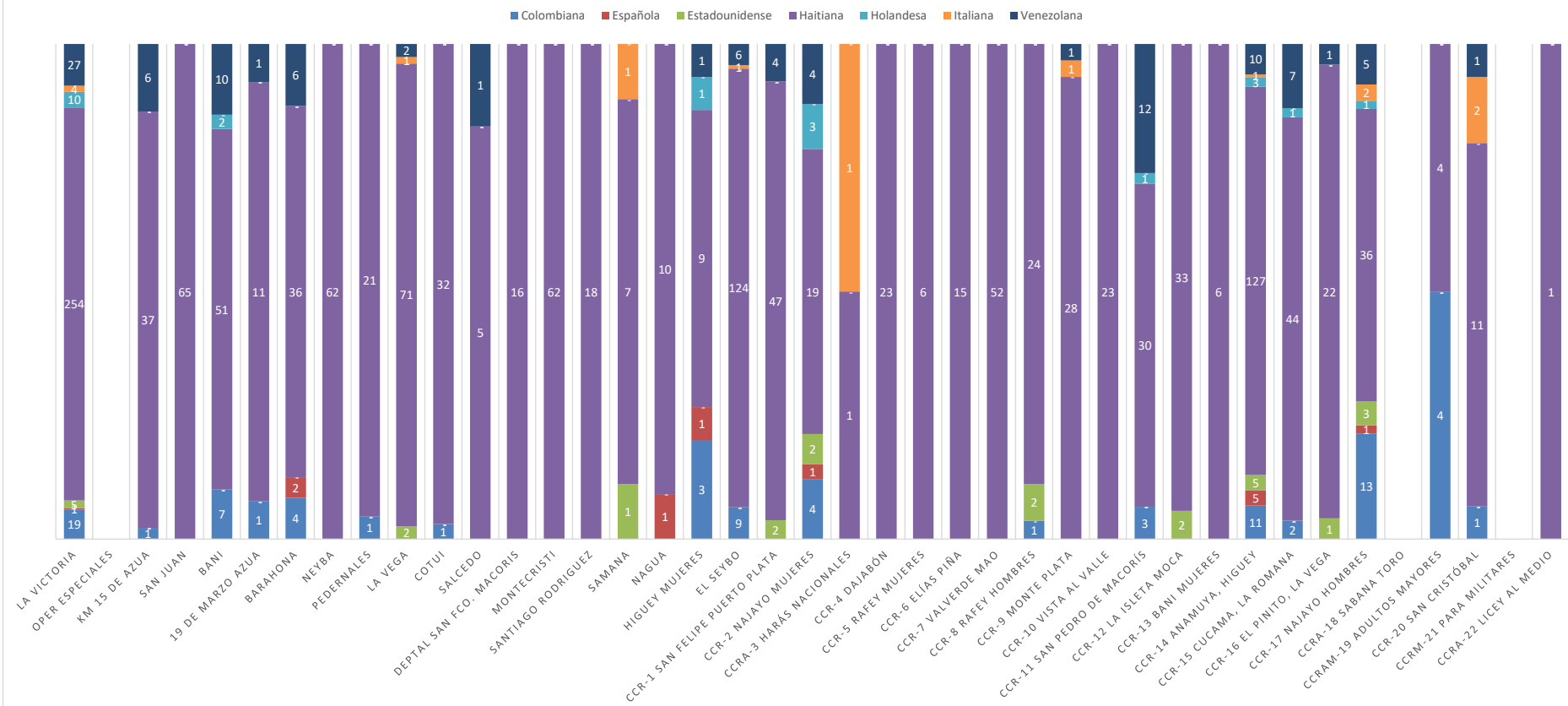


Las Nacionalidades de mayor relevancia en los Centros Correccionales

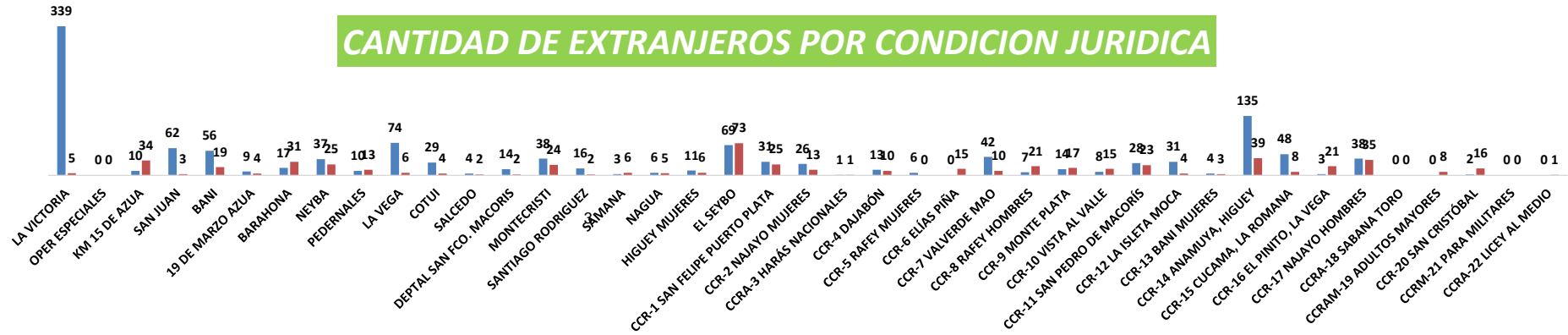
| NACIONALIDADES | CONDICION JURIDICA | | CENTROS CORRECCIONALES | | | | | | | | | | | | | | | | | | | | | | | | | | | | TOTALES | | | | | | | | | | | | | | | | |
|-------------------------|--------------------|---|------------------------|-----------------|---------------|----------|------|------------------|----------|-------|------------|---------|-------|---------|-------------------------|-------------|--------------------|--------|-------|----------------|----------|-------------------------------|----------------------|-------------------------|---------------|----------------------|------------------|--------------------|----------------------|-------------------|---------|-----------------------|-----------------------------|-----------------------|---------------------|------------------------|--------------------------|---------------------------|-----------------------|---------------------|--------------------------|----------------------|------------------------|------------------------|------|-----|----|
| | P | C | LA VICTORIA | OPER ESPECIALES | KM 15 DE AZUA | SAN JUAN | BANI | 19 DE MARZO AZUA | BARAHONA | NEYBA | PEDERNALES | LA VEGA | COTUI | SALCEDO | DEPTAL SAN FCO. MACORIS | MONTECRISTI | SANTIAGO RODRIGUEZ | SAMANA | NAGUA | HIGUEY MUJERES | EL SEYBO | CCR-1 SAN FELIPE PUERTO PLATA | CCR-2 NAJAYO MUJERES | CCRA-3 HARÁS NACIONALES | CCR-4 DAJABÓN | CCR-5 RAFFEY MUJERES | CCR-6 ELÍAS PIÑA | CCR-7 VALVERDE MAO | CCR-8 RAFFEY HOMBRES | CCR-9 MONTE PLATA | | CCR-10 VISTA AL VALLE | CCR-11 SAN PEDRO DE MACORIS | CCR-12 LA ISLETA MOCA | CCR-13 BANI MUJERES | CCR-14 ANAMUYA, HIGUEY | CCR-15 CUCAMA, LA ROMANA | CCR-16 EL PINITO, LA VEGA | CCR-17 NAJAYO HOMBRES | CCRA-18 SABANA TORO | CCRAM-19 ADULTOS MAYORES | CCR-20 SAN CRISTOBAL | CCRM-21 PARA MILITARES | CCRA-22 LUCEY AL MEDIO | | | |
| Colombiana | P | C | 19 | - | - | - | 6 | 1 | 3 | - | 1 | - | 1 | - | - | - | - | - | - | - | 2 | 8 | - | - | - | - | - | - | - | - | 1 | - | - | 9 | 2 | - | - | 10 | - | - | - | - | - | - | - | 67 | |
| | C | - | - | 1 | - | 1 | - | 1 | - | - | - | - | - | - | - | - | - | - | - | - | 1 | 1 | - | - | - | - | - | - | - | - | 2 | - | - | 2 | - | - | 3 | - | - | 4 | 1 | - | - | - | - | 18 | |
| Total | | | 19 | - | 1 | - | 7 | 1 | 4 | - | 1 | - | 1 | - | - | - | - | - | - | 3 | 9 | - | - | - | - | - | - | - | - | 3 | - | - | 11 | 2 | - | - | 13 | - | - | 4 | 1 | - | - | - | - | 85 | |
| Española | P | C | 1 | - | - | - | - | - | - | - | - | - | - | - | - | - | - | - | - | 1 | - | - | - | - | - | - | - | - | - | - | - | - | - | 3 | - | - | 1 | - | - | - | - | - | - | - | 7 | | |
| | C | - | - | - | - | - | - | - | - | - | - | - | - | - | - | - | - | - | - | - | 1 | - | - | - | - | - | - | - | - | - | - | - | - | - | - | - | - | - | - | - | - | - | - | - | - | 5 | |
| Total | | | 1 | - | - | - | - | - | - | - | - | - | - | - | - | - | - | - | - | 1 | 1 | - | - | - | - | - | - | - | - | - | - | - | - | - | - | 5 | - | - | 1 | - | - | - | - | - | - | - | 12 |
| Estadounidense | P | C | - | - | - | - | - | - | - | - | - | - | - | - | - | - | - | - | - | - | - | 1 | 2 | - | - | - | - | - | - | - | 1 | - | - | 4 | - | - | 1 | - | - | - | - | - | - | - | 9 | | |
| | C | 5 | - | - | - | - | - | - | - | - | - | - | - | - | - | - | - | - | - | - | - | - | 1 | - | - | - | - | - | - | - | - | - | - | - | - | 1 | - | 1 | - | 1 | 2 | - | - | - | - | - | 16 |
| Total | | | 5 | - | - | - | - | - | - | - | - | - | - | - | - | - | - | - | - | - | - | 2 | 2 | - | - | - | - | - | - | - | - | - | - | - | - | 5 | - | - | 2 | - | - | 3 | - | - | - | - | 25 |
| Haitiana | P | C | 254 | - | 10 | 62 | 36 | 7 | 12 | 37 | 8 | 70 | 28 | 3 | 14 | 38 | 16 | 3 | 5 | 7 | 57 | 24 | 10 | 1 | 13 | 6 | - | 42 | 7 | 14 | 8 | 16 | 30 | 4 | 97 | 38 | 2 | 16 | - | - | - | - | - | - | 995 | | |
| | C | - | - | 27 | 3 | 15 | 4 | 24 | 25 | 13 | 1 | 4 | 2 | 2 | 24 | 2 | 4 | 5 | 2 | 67 | 23 | 9 | - | 10 | - | 15 | 10 | 17 | 14 | 15 | 14 | 3 | 2 | 30 | 6 | 20 | 20 | - | - | 4 | 11 | - | - | 1 | 448 | | |
| Total | | | 254 | - | 37 | 65 | 51 | 11 | 36 | 62 | 21 | 71 | 32 | 5 | 16 | 62 | 18 | 7 | 10 | 9 | 124 | 47 | 19 | 1 | 23 | 6 | 15 | 52 | 24 | 28 | 23 | 30 | 33 | 6 | 127 | 44 | 22 | 36 | - | - | 4 | 11 | - | 1 | 1443 | | |
| Holandesa | P | C | 10 | - | - | - | - | - | - | - | - | - | - | - | - | - | - | - | - | - | - | - | - | - | - | - | - | - | - | - | - | - | - | - | 3 | 1 | - | - | - | - | - | - | - | - | 16 | | |
| | C | - | - | - | - | 2 | - | - | - | - | - | - | - | - | - | - | - | - | - | - | 1 | - | - | - | - | - | - | - | - | - | - | - | - | - | - | - | - | - | - | - | - | - | - | - | - | 6 | |
| Total | | | 10 | - | - | - | 2 | - | - | - | - | - | - | - | - | - | - | - | - | - | 1 | - | - | - | - | - | - | - | - | - | - | - | - | - | - | - | - | - | - | - | - | - | - | - | - | 22 | |
| Italiana | P | C | 4 | - | - | - | - | - | - | - | - | - | - | - | - | - | - | - | - | - | - | - | - | - | - | - | - | - | - | - | - | - | - | - | 1 | - | - | 1 | - | - | - | - | - | - | 6 | | |
| | C | - | - | - | - | - | - | - | - | - | - | 1 | - | - | - | - | - | - | - | - | - | 1 | - | - | - | - | - | - | - | - | - | - | - | - | - | - | - | - | - | - | 1 | - | - | 2 | - | 8 | |
| Total | | | 4 | - | - | - | - | - | - | - | 1 | - | - | - | - | - | - | - | - | - | - | 1 | - | - | - | - | - | - | - | - | - | - | - | - | - | - | - | - | - | - | - | - | - | - | - | 14 | |
| Venezolana | P | C | 27 | - | - | - | 9 | 1 | 2 | - | - | 1 | - | 1 | - | - | - | - | - | - | 1 | 4 | 4 | 3 | - | - | - | - | - | - | - | - | - | 6 | - | - | 7 | 7 | 1 | 3 | - | - | 1 | - | - | 78 | |
| | C | - | - | 6 | - | 1 | - | 4 | - | - | 1 | - | - | - | - | - | - | - | - | - | - | 2 | - | 1 | - | - | - | - | - | - | - | - | - | 6 | - | - | 3 | - | - | 2 | - | - | - | - | - | 27 | |
| Totales | | | 315 | - | 6 | - | 10 | 1 | 6 | - | - | 2 | - | 1 | - | - | - | - | - | - | 1 | 6 | 4 | 4 | - | - | - | - | - | - | - | - | - | 1 | - | - | 10 | 7 | 1 | 5 | - | - | 1 | - | - | 105 | |
| Preventivos | | | 5 | - | 10 | 62 | 51 | 9 | 17 | 37 | 9 | 71 | 29 | 4 | 14 | 38 | 16 | 3 | 6 | 10 | 69 | 29 | 21 | 1 | 13 | 6 | - | 42 | 7 | 14 | 8 | 24 | 31 | 4 | 124 | 48 | 3 | 32 | - | - | - | 1 | - | - | 1178 | | |
| Condenados | | | 24 | - | 34 | 3 | 19 | 4 | 31 | 25 | 13 | 5 | 4 | 2 | 2 | 24 | 2 | 6 | 5 | 5 | 71 | 24 | 12 | 1 | 10 | - | 15 | 10 | 20 | 16 | 15 | 22 | 4 | 2 | 38 | 6 | 21 | 29 | - | 8 | 14 | - | - | 1 | 528 | | |
| Total relevantes | | | 320 | - | 44 | 65 | 70 | 13 | 48 | 62 | 22 | 76 | 33 | 6 | 16 | 62 | 18 | 9 | 11 | 15 | 140 | 53 | 33 | 2 | 23 | 6 | 15 | 52 | 27 | 30 | 23 | 46 | 35 | 6 | 162 | 54 | 24 | 61 | - | - | 8 | 15 | - | 1 | 1706 | | |
| Otros | | | 24 | - | - | - | 5 | - | - | - | 1 | 4 | - | - | - | - | - | - | - | - | 2 | 2 | 3 | 6 | - | - | - | - | - | - | - | - | - | - | - | - | - | - | - | - | - | - | - | - | - | 83 | |
| Total general | | | 344 | - | 44 | 65 | 75 | 13 | 48 | 62 | 23 | 80 | 33 | 6 | 16 | 62 | 18 | 9 | 11 | 17 | 142 | 56 | 39 | 2 | 23 | 6 | 15 | 52 | 28 | 31 | 23 | 51 | 35 | 7 | 174 | 56 | 24 | 73 | - | - | 8 | 18 | - | 1 | 1789 | | |



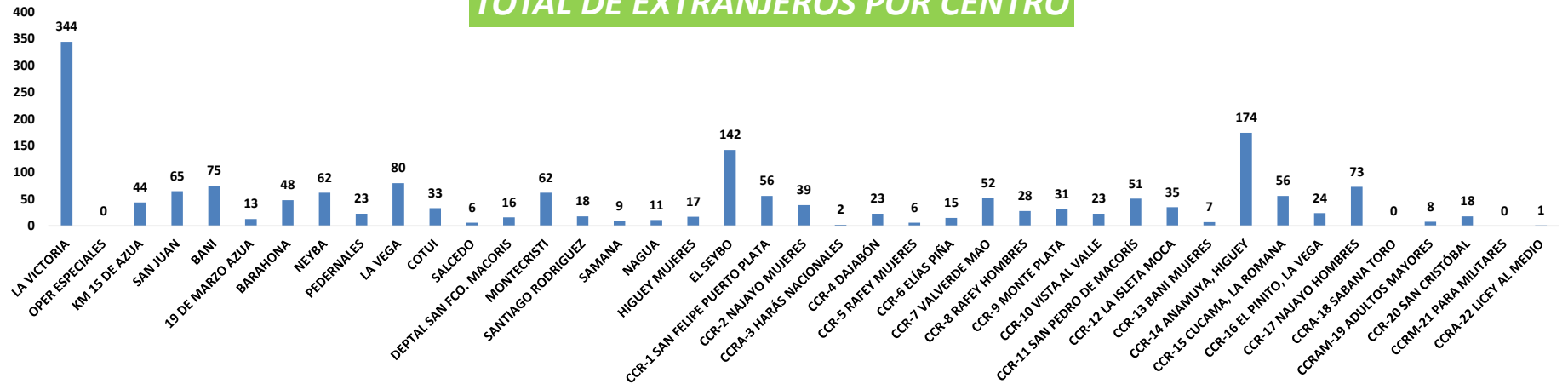
SEGREGACIÓN POR CENTROS DE LOS PAÍSES MÁS RELEVANTES



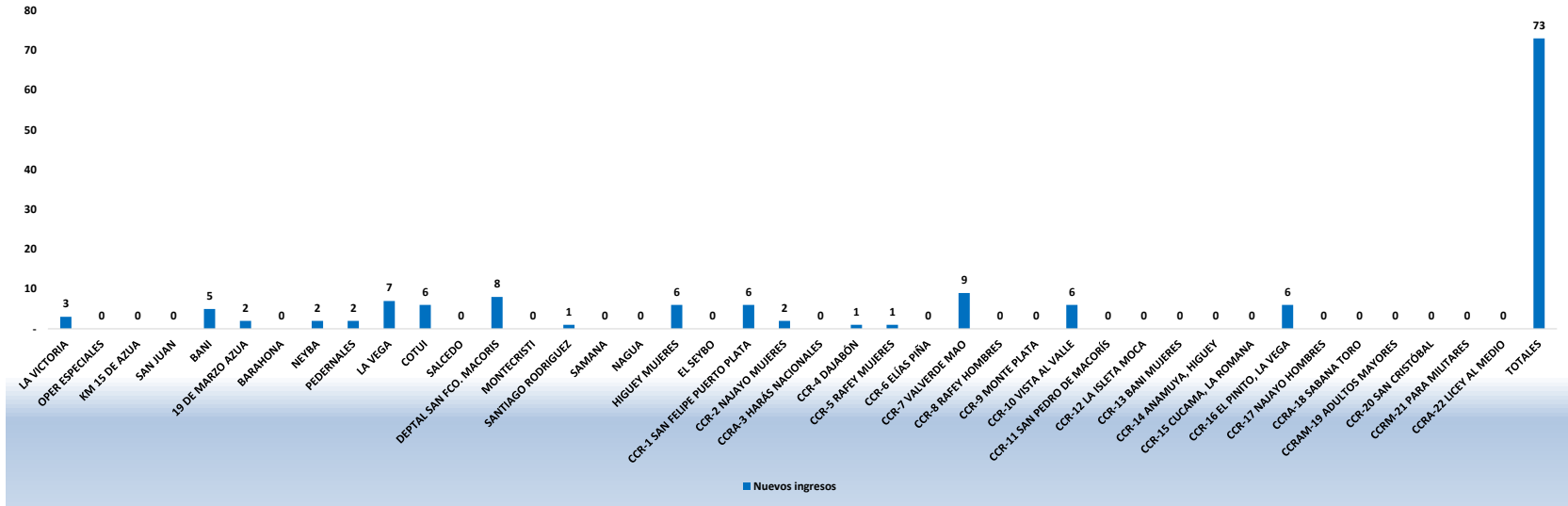
CANTIDAD DE EXTRANJEROS POR CONDICION JURIDICA



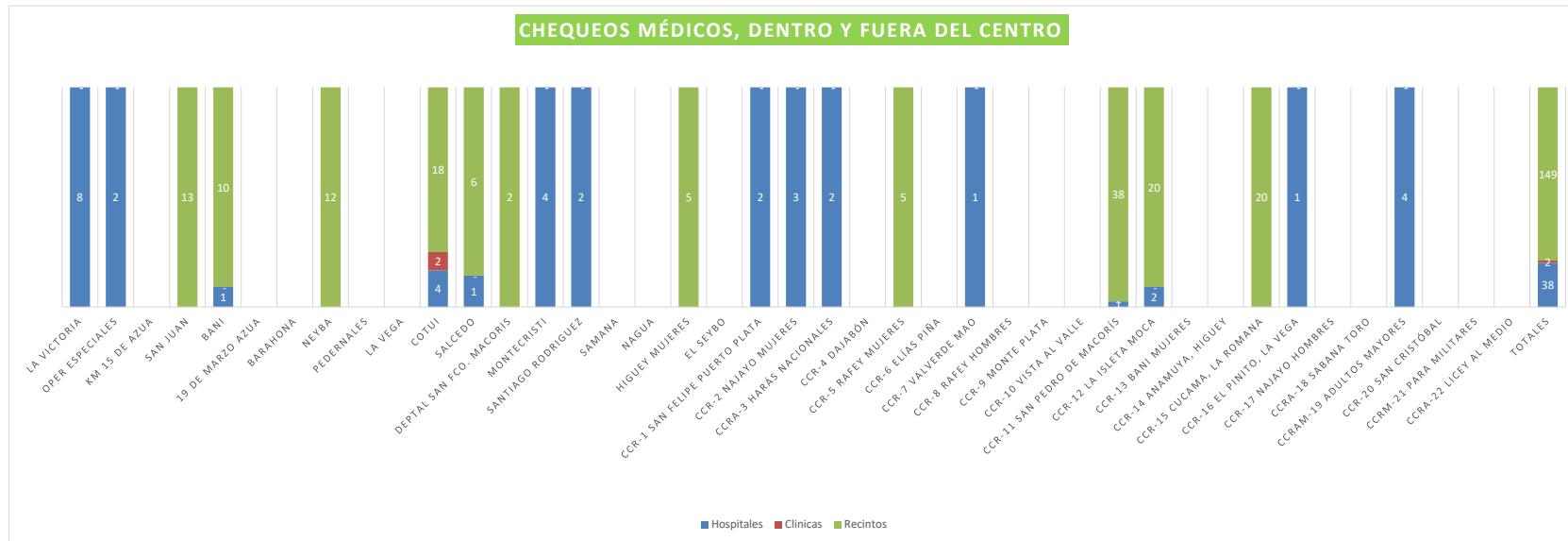
TOTAL DE EXTRANJEROS POR CENTRO



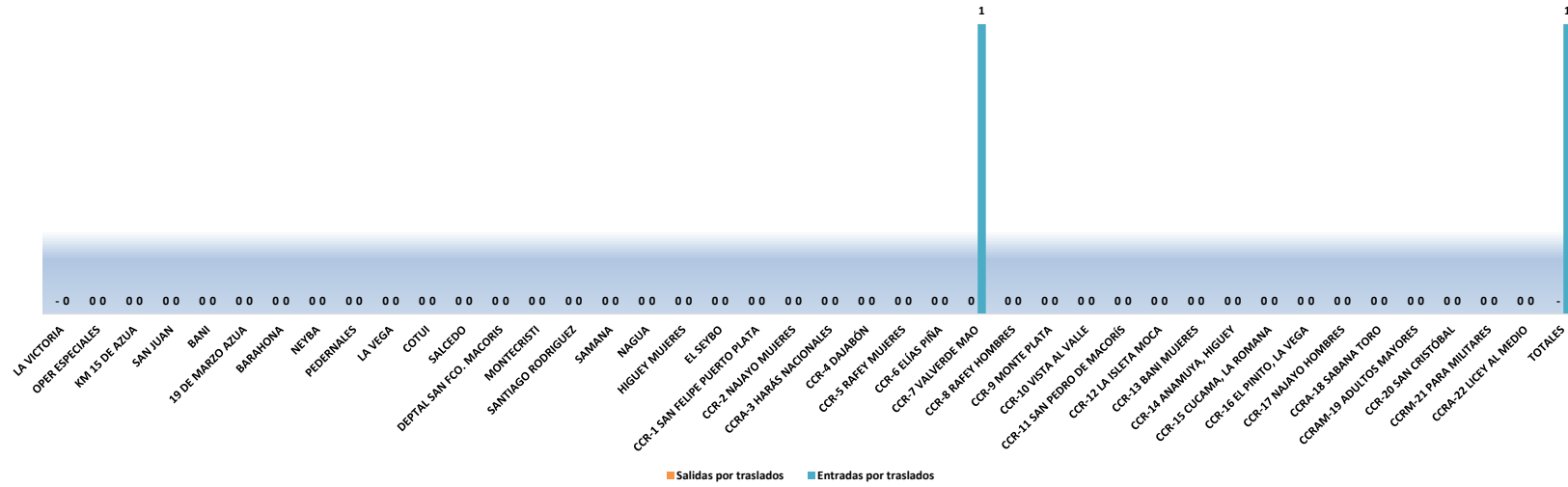
NUEVOS INGRESOS



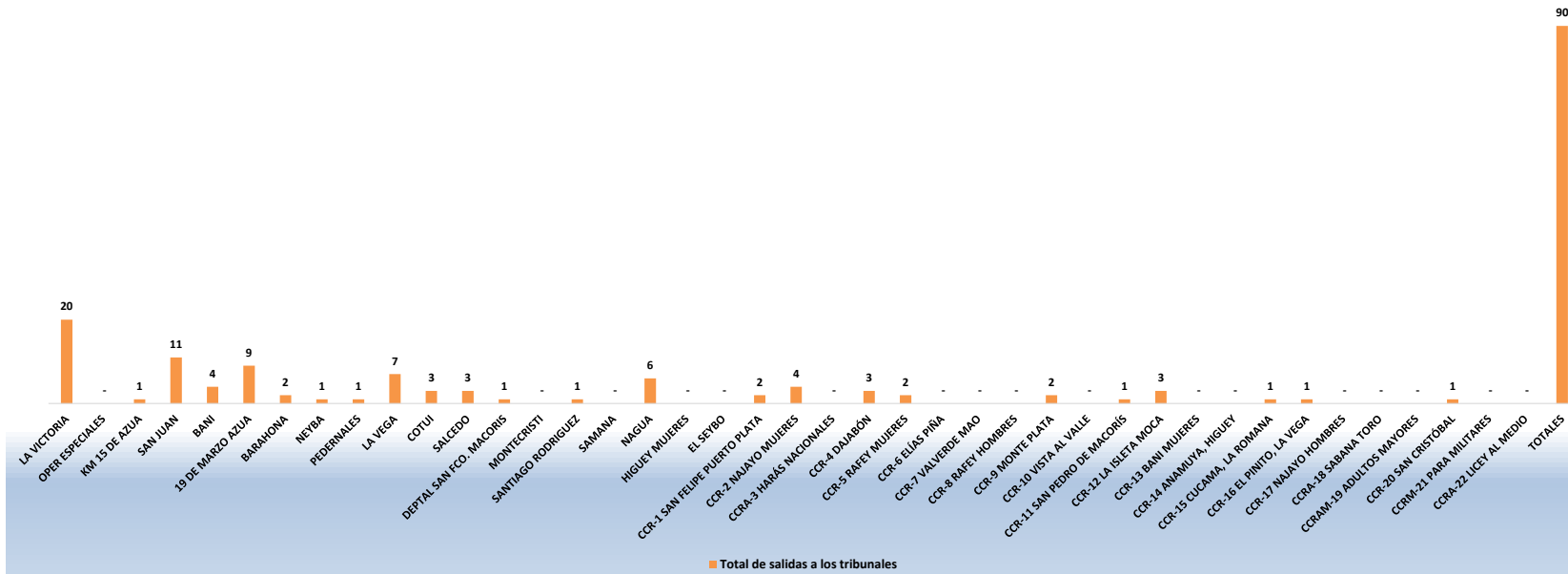
CHEQUEOS MÉDICOS, DENTRO Y FUERA DEL CENTRO



Salidas y ingresos por traslados



Total de audiencias por centro

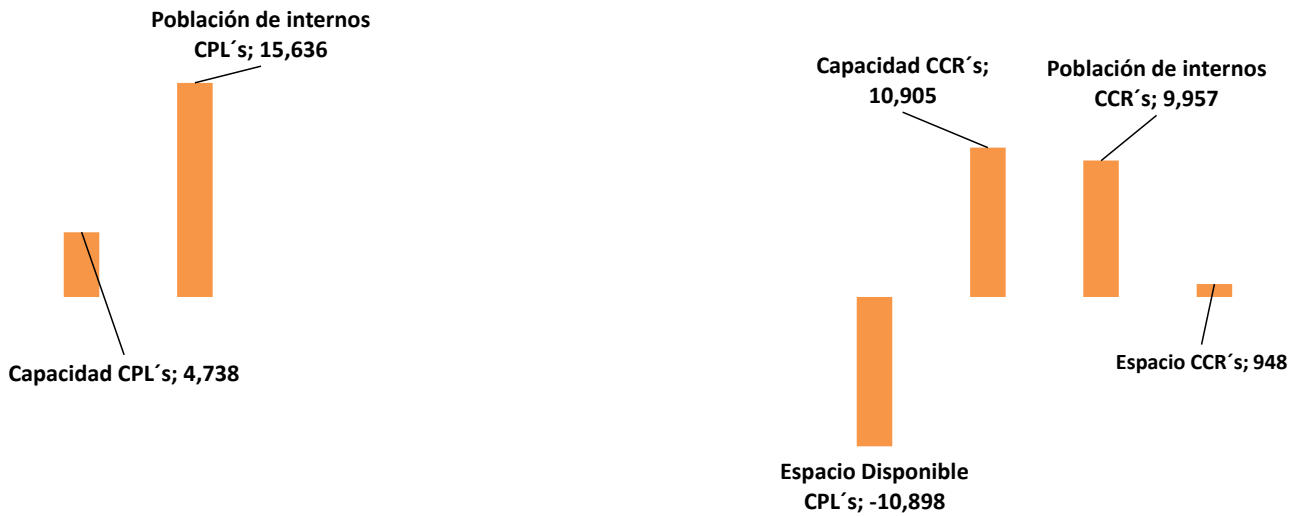


TASA DE HACINAMIENTO EN LOS DIFERENTES RECINTOS DEL SISTEMA PENITENCIARIO EN REPUBLICA DOMINICANA

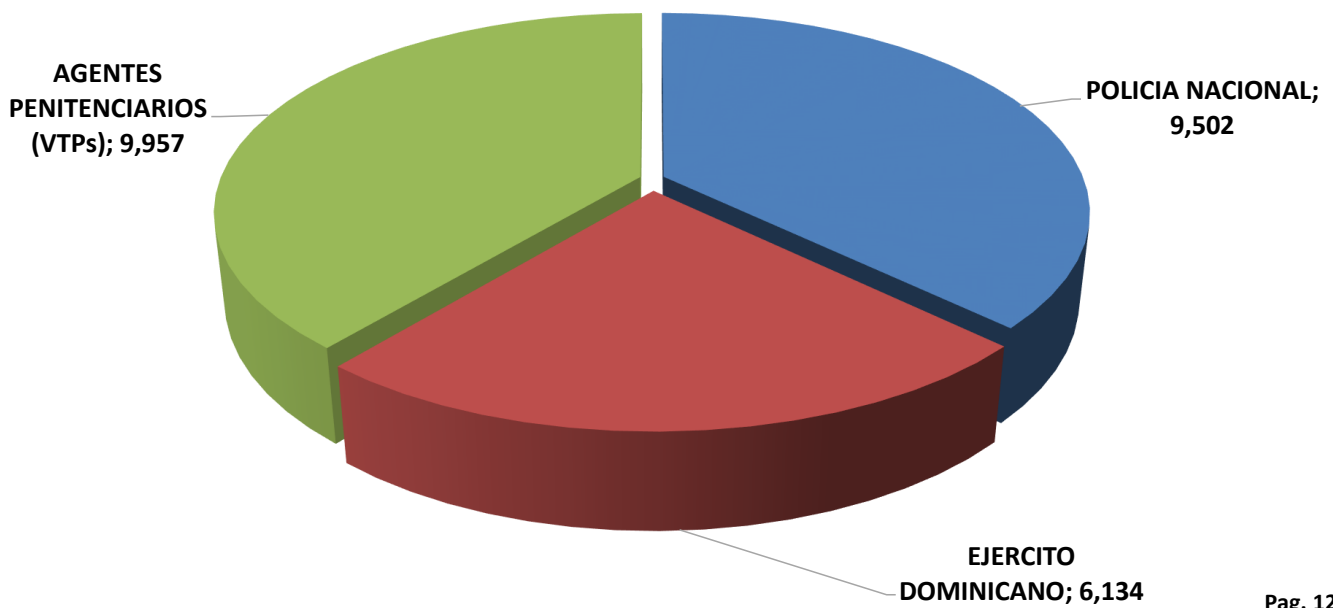
| NO. | RECINTOS | Maxima Seguridad | Capacidad General | Población de internos | Espacio Disponible | Tasa de Hacinamiento | Nivel de Ocupación |
|-----|---|------------------|-------------------|-----------------------|--------------------|----------------------|--------------------|
| 1 | LA VICTORIA (P.N.) | - | 2,103 | 7,445 | -5,342 | 254.0 | 354.0 |
| 2 | OPERACIONES ESPECIALES (P.N.) | - | 29 | 118 | -89 | 306.5 | 406.5 |
| 3 | KM 15 DE AZUA (P.N.) | - | 102 | 376 | -274 | 269.5 | 369.5 |
| 4 | SAN JUAN DE LA MAGUANA (ERD) | - | 140 | 611 | -471 | 337.7 | 437.7 |
| 5 | BANI (P.N.) | - | 156 | 767 | -612 | 393.2 | 493.2 |
| 6 | 19 DE MARZO, AZUA VIEJA (ERD) | - | 23 | 263 | -240 | 1031.2 | 1,131.2 |
| 7 | BARAHONA (P.N.) | - | 214 | 628 | -414 | 193.9 | 293.9 |
| 8 | NEYBA (ERD) | - | 88 | 308 | -220 | 250.7 | 350.7 |
| 9 | PEDERNALES (P.N.) | - | 19 | 87 | -68 | 367.6 | 467.6 |
| 10 | LA VEGA (ERD) | - | 730 | 1,757 | -1,027 | 140.5 | 240.5 |
| 11 | COTUI (ERD) | - | 262 | 762 | -500 | 190.4 | 290.4 |
| 12 | SALCEDO (ERD) | - | 60 | 140 | -80 | 133.3 | 233.3 |
| | SALCEDO MUJERES (ERD) | | 12 | 14 | -2 | 16.7 | 116.7 |
| 13 | DEPTAL SAN FCO. DE MACORIS (ERD) | - | 122 | 404 | -282 | 229.8 | 329.8 |
| 14 | MONTE CRISTI (ERD) | - | 70 | 230 | -160 | 228.6 | 328.6 |
| | MONTE CRISTI MUJERES (ERD) | | 29 | 29 | 0 | 0.0 | 100.0 |
| 15 | SANTIAGO RODRIGUEZ (ERD) | - | 23 | 130 | -107 | 455.1 | 555.1 |
| 16 | SAMANA (ERD) | - | 120 | 221 | -101 | 84.2 | 184.2 |
| | SAMANA MUJERES (ERD) | | 23 | 16 | 7 | -30.4 | 69.6 |
| 17 | NAGUA (ERD) | - | 70 | 300 | -230 | 328.6 | 428.6 |
| | NAGUA MUJERES (ERD) | | 19 | 17 | 2 | -10.5 | 89.5 |
| 18 | HIGUEY MUJERES (P.N.) | - | 76 | 81 | -5 | 6.6 | 106.6 |
| 19 | EL SEYBO (ERD) | - | 248 | 932 | -684 | 275.4 | 375.4 |
| | CUSTODIADOS POR LA POLICIA NACIONAL | | 2,698 | 9,502 | | 252.2 | 352.2 |
| | CUSTODIADOS POR EL EJERCITO NACIONAL | | 2,041 | 6,134 | | 200.6 | 300.6 |
| | TOTAL CPL's | | 4,738 | 15,636 | | 230.0 | 330.0 |
| 1 | CCR-1 SAN FELIPE PUERTO PLATA | SI | 713 | 589 | 124 | -17.4 | 82.6 |
| 2 | CCR-2 NAJAYO MUJERES | SI | 496 | 324 | 172 | -34.7 | 65.3 |
| 3 | CCRA-3 HARÁS NACIONALES | - | 56 | 53 | 3 | -5.4 | 94.6 |
| 4 | CCR-4 DAJABÓN | - | 174 | 168 | 6 | -3.4 | 96.6 |
| 5 | CCR-5 RAFEY MUJERES | - | 69 | 69 | 0 | 0.0 | 100.0 |
| 6 | CCR-6 ELÍAS PIÑA | - | 130 | 120 | 10 | -7.7 | 92.3 |
| 7 | CCR-7 VALVERDE MAO | SI | 393 | 288 | 105 | -26.7 | 73.3 |
| 8 | CCR-8 RAFEY HOMBRES | SI | 939 | 909 | 30 | -3.2 | 96.8 |
| 9 | CCR-9 MONTE PLATA | SI | 405 | 380 | 25 | -6.2 | 93.8 |
| 10 | CCR-10 VISTA AL VALLE | SI | 665 | 519 | 146 | -22.0 | 78.0 |
| 11 | CCR-11 SAN PEDRO DE MACORÍS | SI | 920 | 917 | 3 | -0.3 | 99.7 |
| 12 | CCR-12 LA ISLETA MOCA | SI | 864 | 756 | 108 | -12.5 | 87.5 |
| 13 | CCR-13 BANI MUJERES | SI | 90 | 51 | 39 | -43.3 | 56.7 |
| 14 | CCR-14 ANAMUYA, HIGUEY | SI | 1152 | 864 | 288 | -25.0 | 75.0 |
| 15 | CCR-15 CUCAMA, LA ROMANA | SI | 720 | 576 | 144 | -20.0 | 80.0 |
| 16 | CCR-16 EL PINITO, LA VEGA | SI | 970 | 511 | 459 | -47.3 | 52.7 |
| 17 | CCR-17 NAJAYO HOMBRES | SI | 1,137 | 1,958 | -821 | 72.2 | 172.2 |
| 18 | CCRA-18 SABANA TORO | - | 62 | 20 | 42 | -67.7 | 32.3 |
| 19 | CCRAM-19 ADULTOS MAYORES | - | 137 | 87 | 50 | -36.5 | 63.5 |
| 20 | CCR-20 SAN CRISTÓBAL | SI | 741 | 746 | -5 | 0.7 | 100.7 |
| 21 | CCRM-21 PARA MILITARES | SI | 32 | 31 | 1 | -3.1 | 96.9 |
| 22 | CCRA-22 LICEY AL MEDIO | - | 40 | 21 | 19 | -47.5 | 52.5 |
| | TOTAL CCR's | | 10,905 | 9,957 | | -8.7 | 91.3 |
| | TOTAL GENERAL | | 15,643 | 25,593 | | 63.6 | 163.6 |

NOTA: Los valores positivos en la Tasa de Hacinamiento representan sobrepoblación y los valores negativos (-) simbolizan la disponibilidad de espacio. Los valores en negativos en el espacio disponible representan el exceso de internos en los centros, y los números en positivos reflejan la cantidad de internos adicionales que puede soportar los centros.

TASA DE HACINAMIENTO EN LOS DIFERENTES RECINTOS DEL SISTEMA PENITENCIARIO EN REPUBLICA DOMINICANA

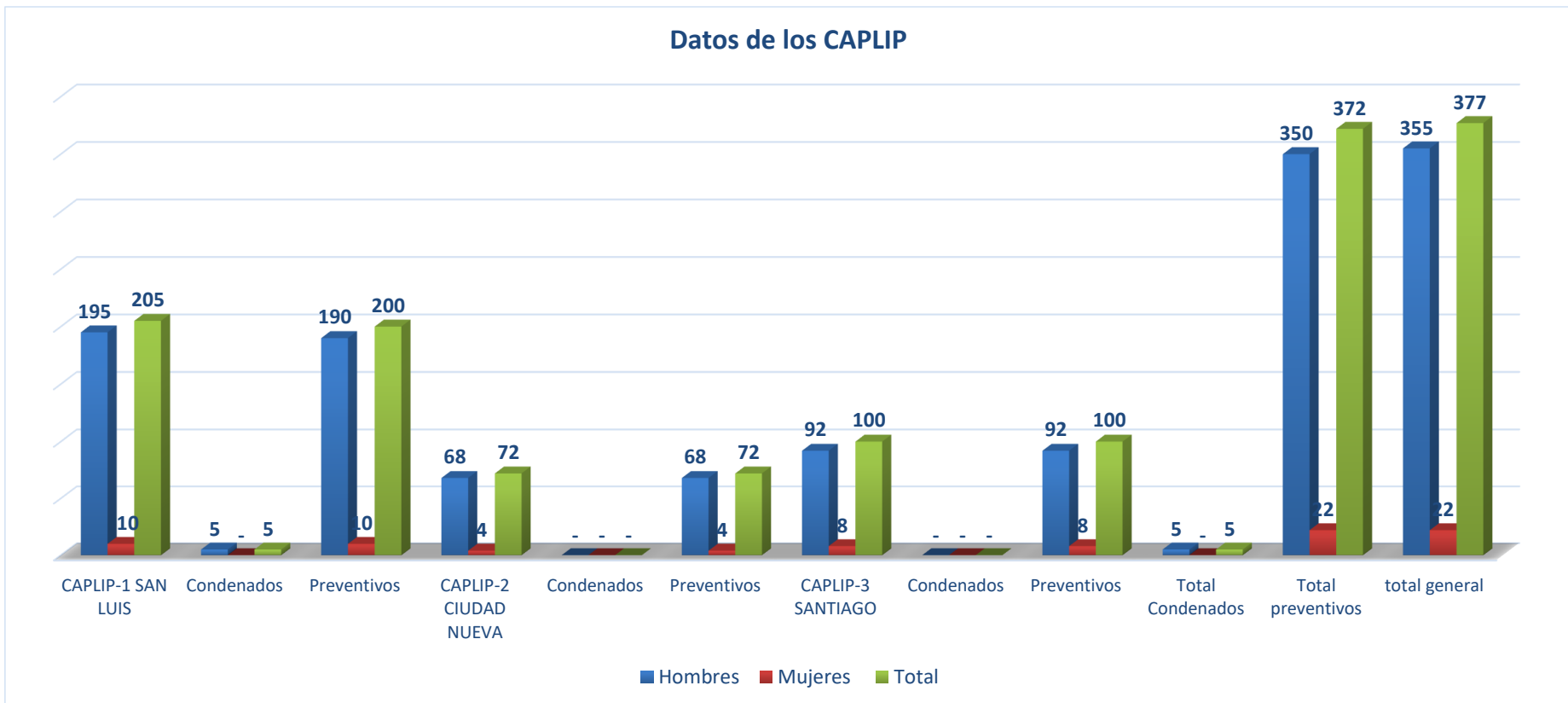


CANTIDAD DE INTERNOS POR TIPO DE CUSTODIA



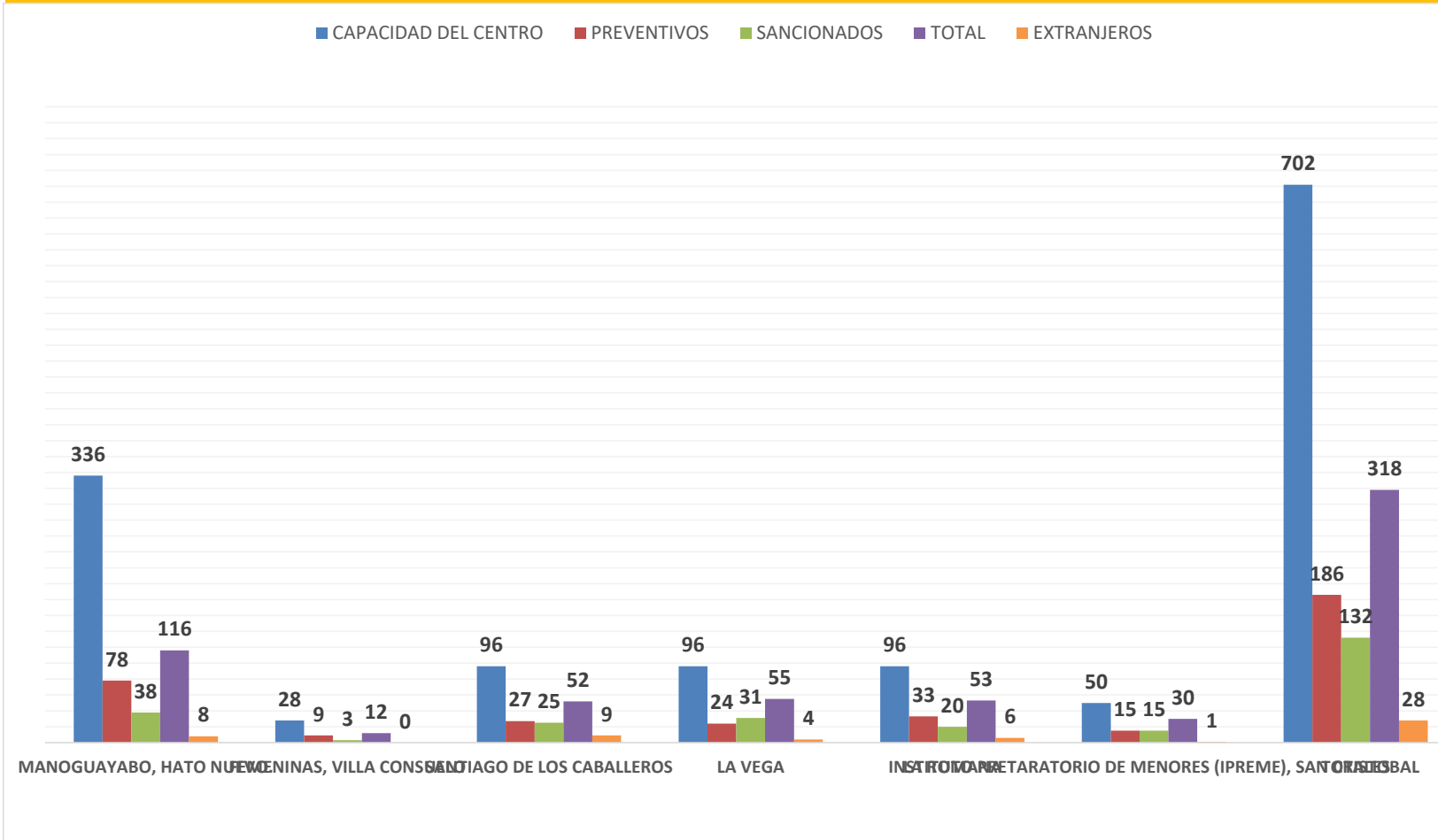
Centros de Atención a Privados de Libertad Provisionales (CAPLIP)

Datos de los CAPLIP

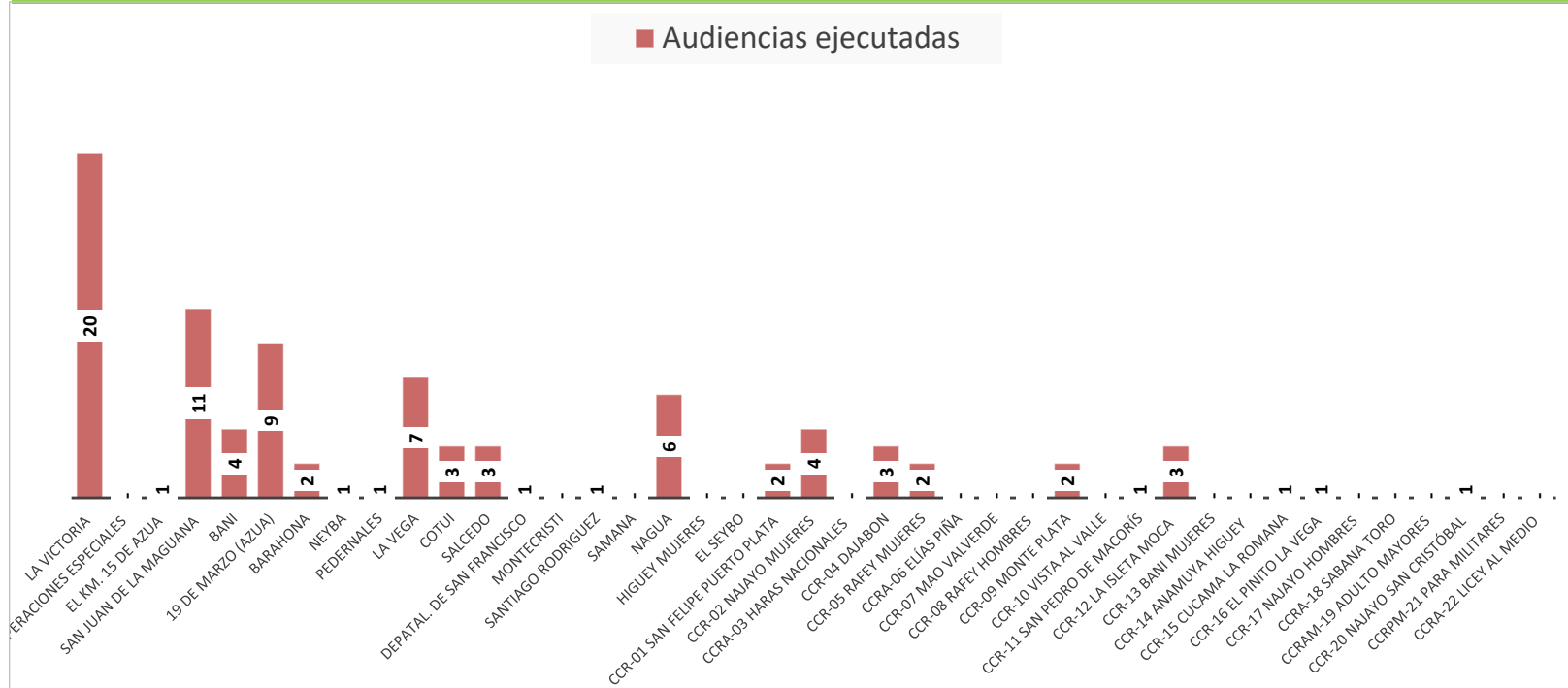


DINAIA

DIRECCIÓN NACIONAL DE ATENCIÓN INTEGRAL PARA ADOLESCENTES EN CONFLICTO CON LA LEY PENAL



Audiencias ejecutadas en el día de hoy

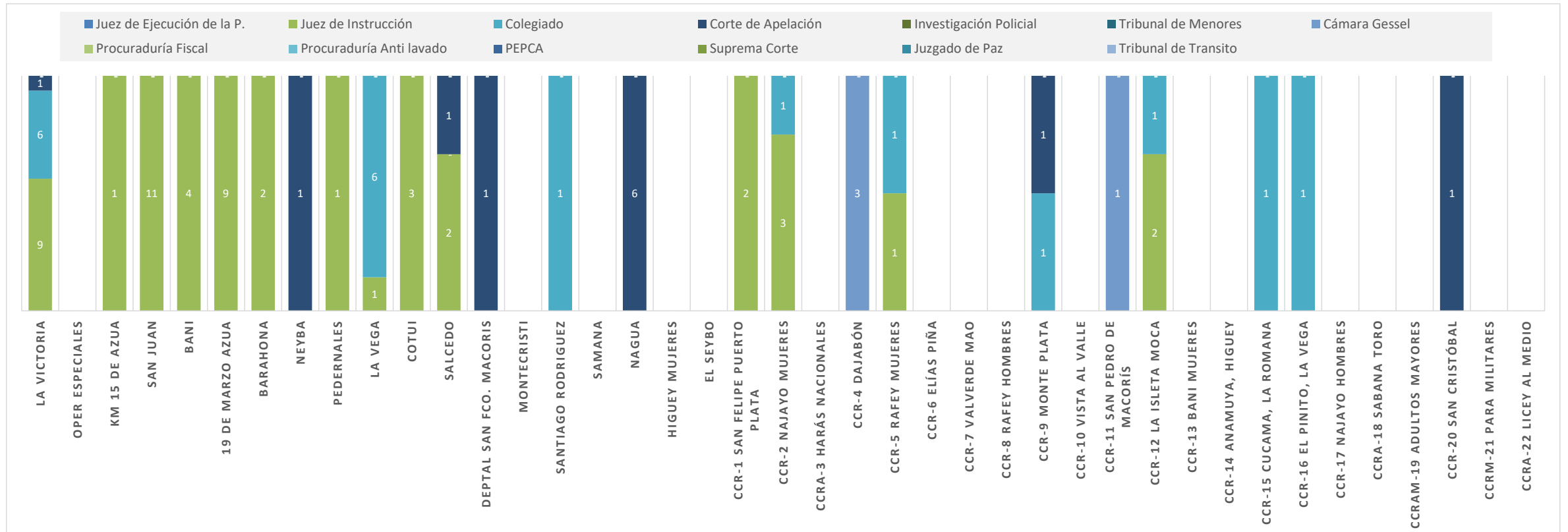


Desglose por género

| | |
|---------|----|
| Hombres | 81 |
| Mujeres | 6 |



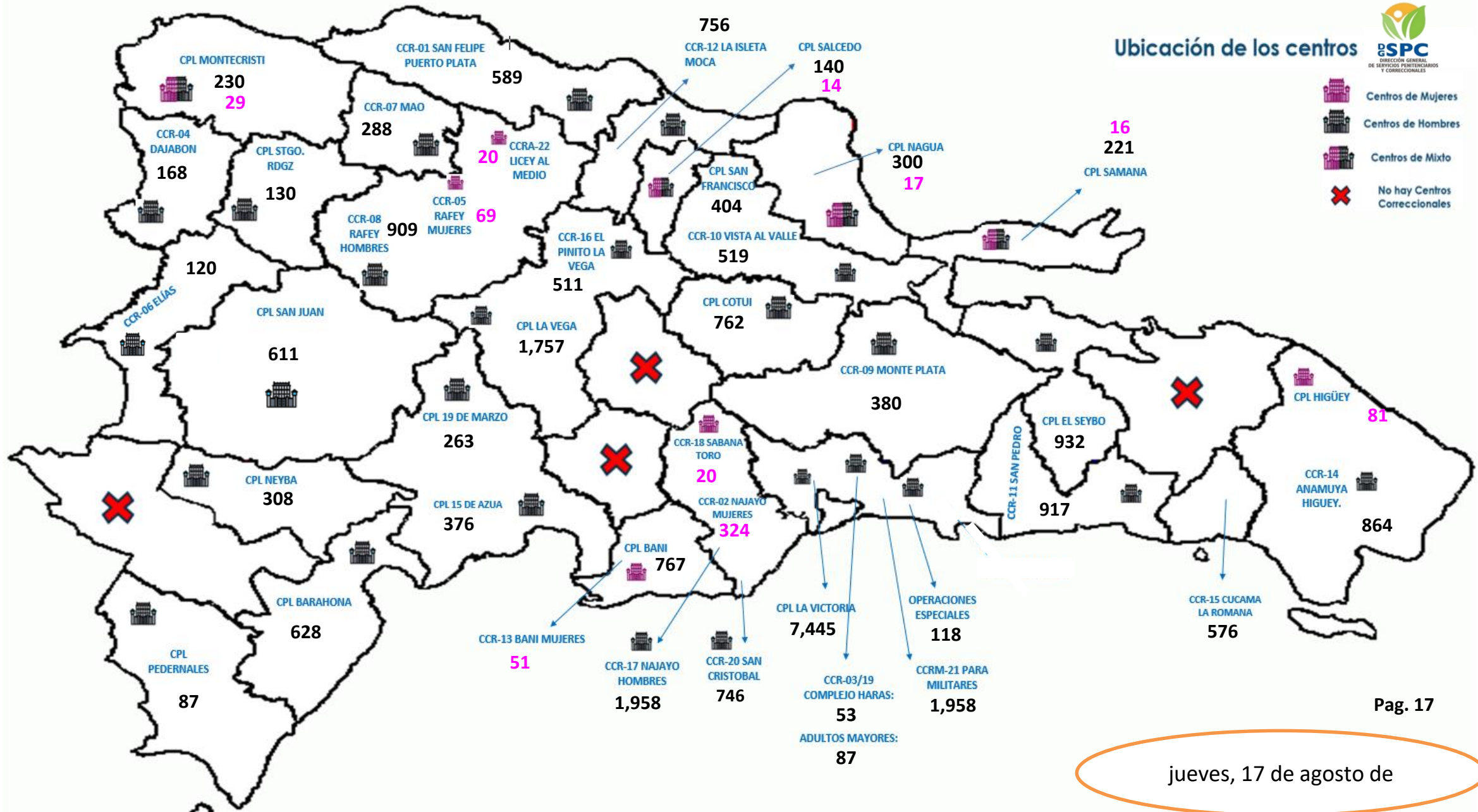
Distribución de los (PPLs) a los diferentes tribunales del país





Ubicación de los centros

- Centros de Mujeres
- Centros de Hombres
- Centros de Mixto
- No hay Centros Correccionales



jueves, 17 de agosto de

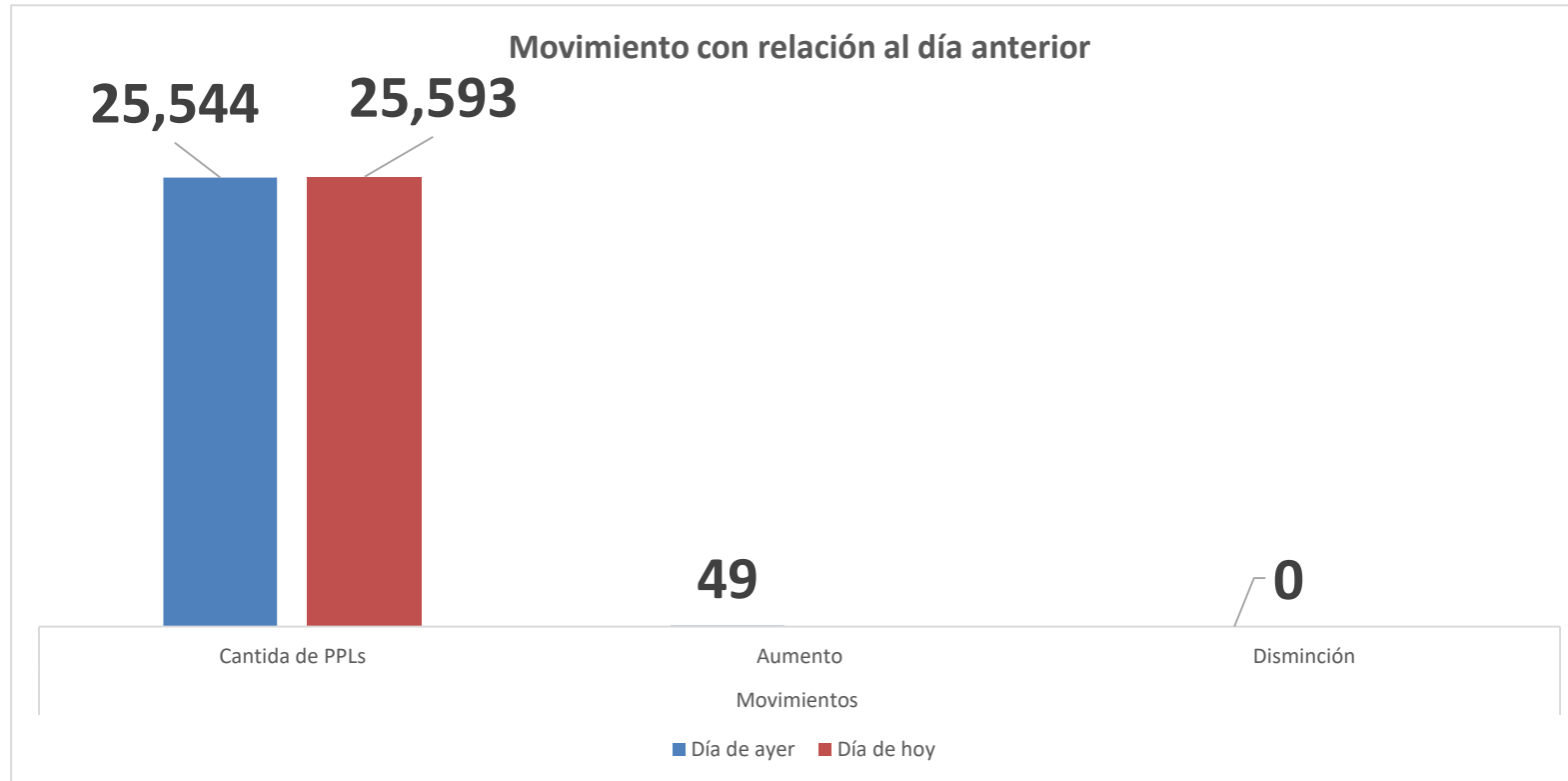
Movimiento con relación al día anterior

| | |
|---------------|--------|
| Datos de Ayer | 25,544 |
|---------------|--------|

Dato de Hoy **25,593**

| | |
|------------------|----|
| Aumento | 49 |
| Disminuyo | 0 |

| Validar con los movimientos de entradas y salidas | | | |
|---|------------|-------------------|-----------|
| Ingresos | 74 | Salidas | 25 |
| Salidas | 25 | Ingresos | 74 |
| T. Ingresos | -49 | T. Salidas | 49 |
| Datos del día | 0 | | |
| | 0 | | |





Lic. Roberto Hernández Basilio

Coronel P.N.

Director General de Servicios Penitenciario y Correccionales.